

8B Series

Sealed Sub-Miniature Pushbutton Switches(SMT)



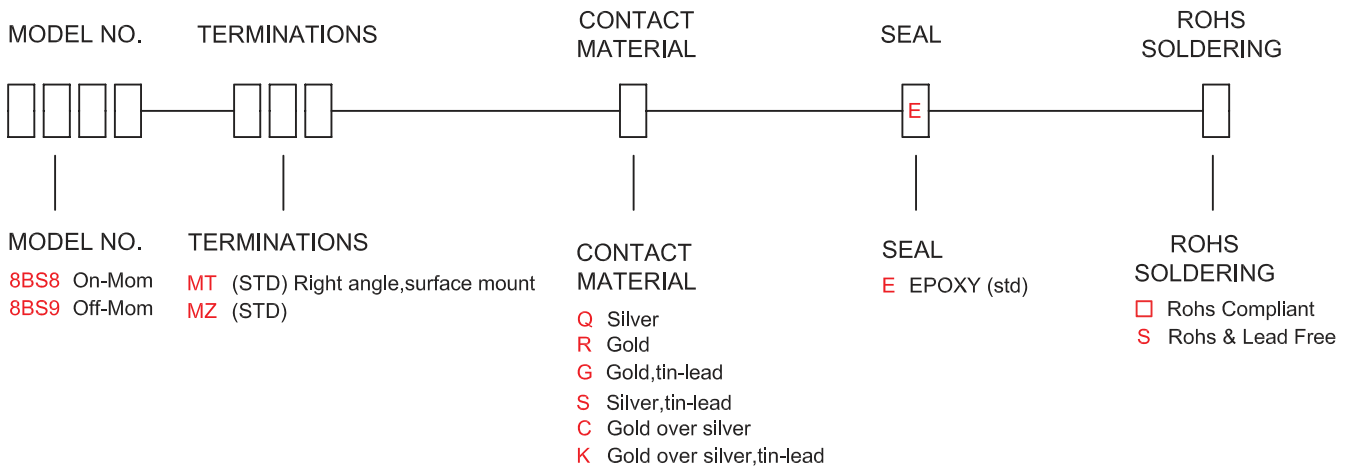
SPECIFICATIONS

CONTACT RATING: Dependent upon contact material.
MECHANICAL LIFE: 50,000 make-and-break cycles.
CONTACT RESISTANCE: 20mΩ max. initial @ 2-4VDC
 100mA for both silver and gold plated contacts.
INSULATION RESISTANCE: 1,000MΩ min.
DIELECTRIC STRENGTH: 1,000 V RMS@sea level.
OPERATING TEMPERATURE: -30°C to 85°C

MATERIALS

CASE & BUSHING - Glass filled nylon 4/6, flame retardant, heat stabilized (UL 94V-0)
PLUNGER - Thermoplastic Polyester (UL 94V-0), with internal O-ring seal.
SWITCH SUPPORT - Brass, tin plated.
CONTACT/TERMINALS - Silver or gold plated copper alloy.

HOW TO ORDER



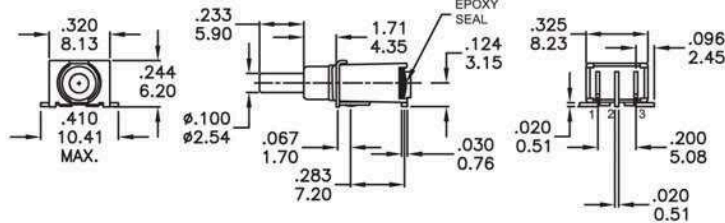
SWITCH FUNCTION

NO. POLES	MODEL NO.	SWITCH FUNCTION		CONNECTED TERMINALS		SCHEMATIC
		POS.1	POS.2	POS.1	POS.2	
SP	8BS8	ON	MOM	2-1	2-3	
	8BS9	OFF	MOM	OPEN	1-3	

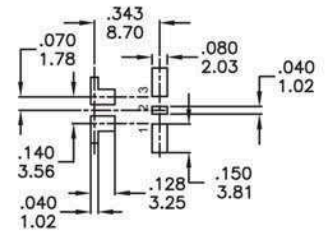
MOM=MENTORY

POLE OPTIONS

MT



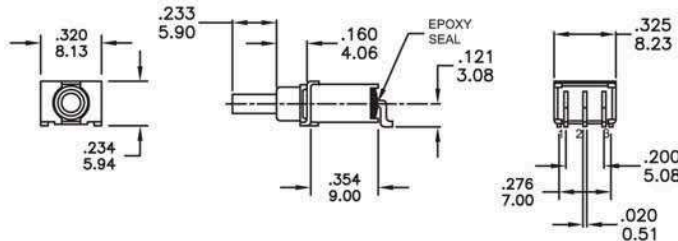
P.C. MOUNTING



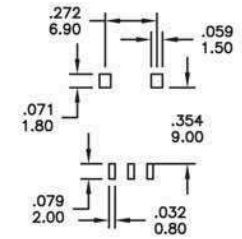
SPDT

Part No. shown : 8BS8MTRE

MZ



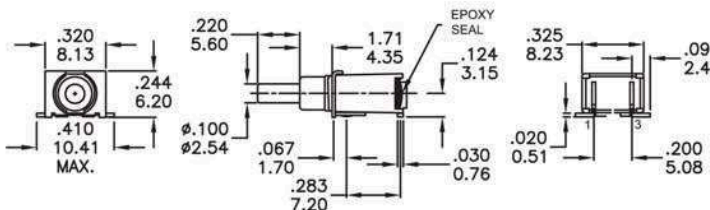
P.C. MOUNTING



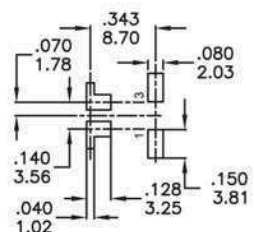
SPDT

Part No. shown : 8BS8MZRE

MT



P.C. MOUNTING



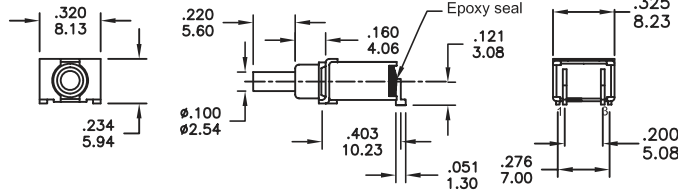
SPST

Part No. shown : 8BS9MTRE

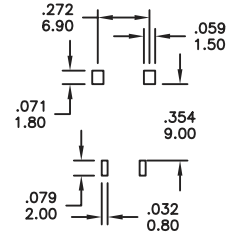
8B Series

Sealed Sub-Miniature Pushbutton Switches(SMT)

MZ



P.C. MOUNTING

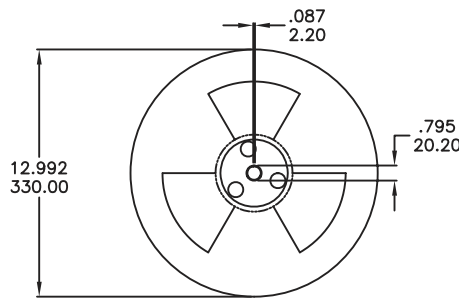



SPST

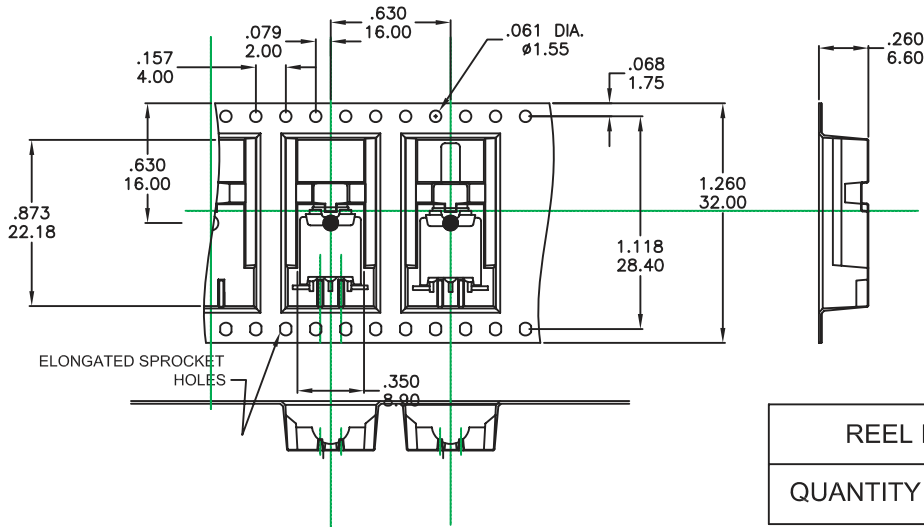
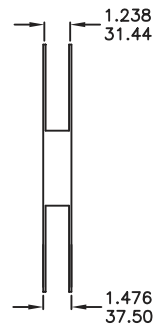
Part No. shown : 8BS9MZRE

PACKAGING

Switches available on embossed antistatic tape and reels.
Tape and cover strip are conductive for use near statically sensitive components.



SCALE: 10 : 1



SCALE: 1 : 1

REEL INFORMATION	
QUANTITY PER REEL	500



SOLDERING PROCESSES

MANUAL SOLDERING : Use soldering iron of 30 watts, controlled at 350°C approximately 5 seconds while applying solder.

WAVE SOLDERING : Recommended Soldering Temperature: 260±5°C
Duration of Solder Immersion: 5 ±1 seconds
(PCB is 1.6mm in thickness)

SOLDERING : Vapor phase & IR- reflow soldering can be applied.

