



Crest Technologies Pty Ltd
 46/41-49 Norcal Rd Nunawading 3131 Australia
 Tel: (03) 9873 8830 Fax: (03) 9873 8799
 Email: sales@cresttech.com.au
 Web: http://www.cresttech.com.au

Crystal OSCILLATOR

Series HCO-6N, SEAM SEALED CERAMIC 7x5mm Surface Mount Package

FEATURE

- Broad frequency range from 1.54MHz to 125MHz
- Compact and thin ceramic package with metalized surface mounting and automatically loaded
- Reflow solder is possible
- Lower noise and current with reduced power consumption
- Built-in C-MOS IC with tri-state function
- 5V and 3.3V supply model available

ELECTRICAL SPECIFICATIONS

Parameters	Condition\Model	6NC1	6NC2	6NC3	6NC4
Fan Out Type		TTL/CMOS	CMOS	10LSTTL	10LSTTL
Supply Voltage		5.0V	3.3V	5.0V	3.3V
Frequency Range		1.554MHz to 85MHz			
Operating Temperature		0-70°C, -20-70°C, -40-85°C			
Input Current	Frequency Range	1.544~31.999MHz 35mA max (15pF) 40mA max (50pF) 32~150MHz 45mA max (15pF) 55mA max (50pF)	1.544~31.999MHz 25mA max 32~150MHz 40mA max	1.544~31.999MHz 30mA max 32~150MHz 45mA max	1.544~31.999MHz 25mA max 32~150MHz 40mA max
Frequency Stability	All Conditions	±25, ±50, ±100ppm			
Symmetry	AT 1/2 Vdd	45/55%			
Output Voltage	Vol(max)	0.4V/0.5V	0.33V	0.5V	0.33V
	VoH(min)	2.4V/4.5V	2.97V	4.5V	2.97V
Rise/Fall Time	AT 0.1Vdd~0.9Vdd	10ns max			
Driving Ability	10 LSTTL Load max			15pF	15pF
	CMOS load max	15pF/50pF	15pF		
	TTL load max	10TTL			
Start-up Time	Load RANGE	10ms max (15pF) / 5ms (50pF)			
E/D Function	#1 OPEN	PIN #3 ACTIVE			
	#1 >=2.2V	PIN #3 ACTIVE			
	#1 <=0.8V	PIN #3 INACTIVE			
PAD Connection		PIN#1 E/D PIN#2 GND		PIN#3 OUT PIN#4 Vdd	



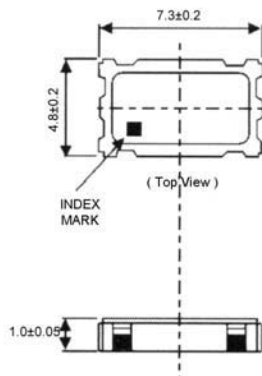
Crest Technologies Pty Ltd
 46/41-49 Norcal Rd Nunawading 3131 Australia
 Tel: (03) 9873 8830 Fax: (03) 9873 8799
 Email: sales@cresttech.com.au
 Web: http://www.cresttech.com.au

Crystal OSCILLATOR

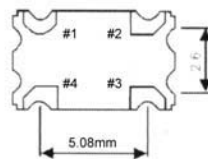
Series HCO-6N, SEAM SEALED CERAMIC 7x5mm Surface Mount Package

MARKING AND DIMENSIONS

DIMENSIONS:

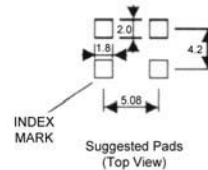


UNIT:mm

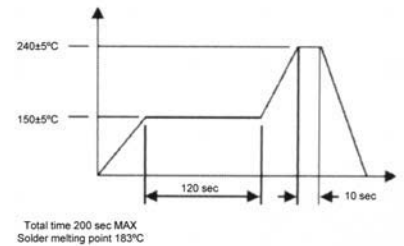


#1	OE
#2	GND
#3	OUT
#4	Voc

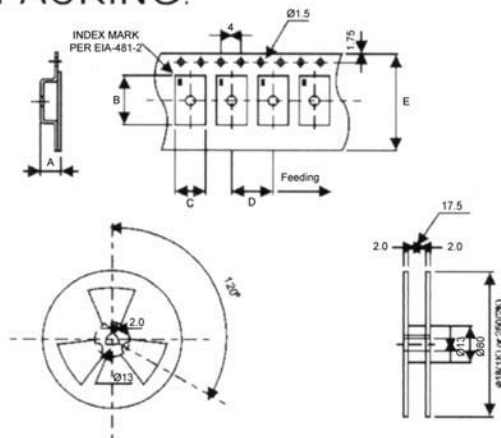
CONNECTION (BOTTOM VIEW)



REFLOW CONDITION (EXAMPLE):



PACKING:



A	B	C	D	E	Pcs/Reel
1.3	6.4	3.9	8.0	16	1K or 2K

REMARK:

- 230 mm (9.05) minimum leader which consist of carrier and / or cover tape followed by a minimum of 160 mm (6.3) of empty carrier tape sealed with cover tape.
- 160 mm (6.3) minimum trailer of empty carrier tape sealed with cover tape.

PART NUMBERING

HCO-	6NC4	3.6864	50	B
	6NC1	Frequency	Frequency	Operating
	6NC2	3.6864:	tolerance	Temperature
	6NC3	3.6864	e.g.	A:0-70°C
	6NC4	MHz	50:±50ppm	B:-20-70°C
				C:-40-85°C

