
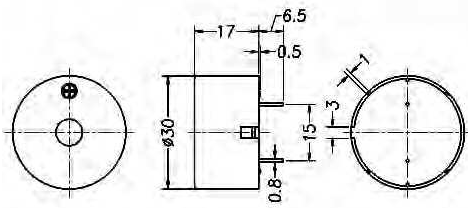
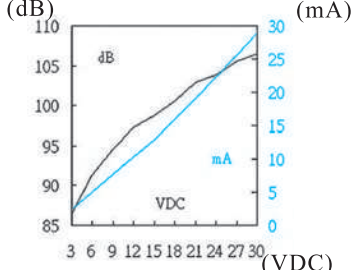

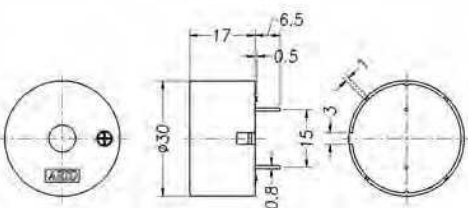
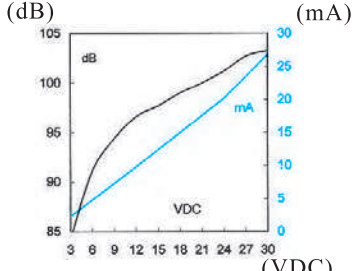

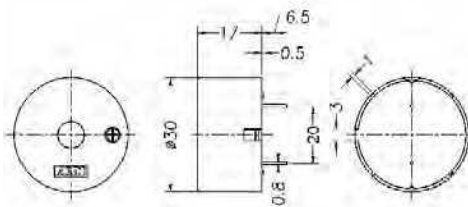
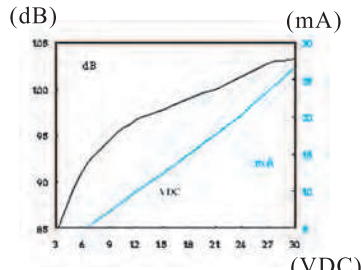

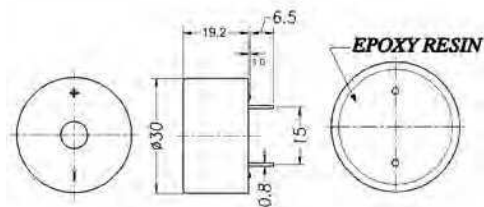
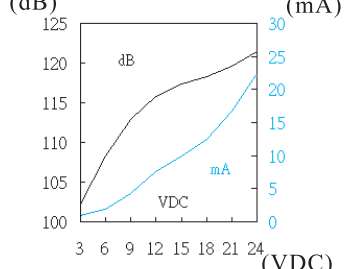


<p>PB30P35A</p>  <p>Pin Type</p>		
<p>PB30P25A PB30P25A-A</p>  <p>Pin Type</p>		
<p>PB30P25B PB30P25B-A</p>  <p>Pin Type</p>		
<p>PB30P39A</p>  <p>Pin Type</p>		

Part No.	※Sound Pressure Level (dB min.)	Current Consumption 9VDC(mA)	Oscillating Frequency (±0.5KHz)	Working Voltage (VDC)	Operating Temp.(°C)	Weight (gms)
PB30P35A	93	12.0 max.	3.5 Continuous tone	3 ~ 30	-20~+105	3.5
PB30P25A PB30P25B	90	8.0 max.	2.5 Continuous tone	3 ~ 30	-20~+105	3.5
PB30P25A-A PB30P25B-A	98	16.0 max.	2.5 Continuous tone	3 ~ 30	-20~+105	3.5
PB30P39A	105	15.0 max.	3.9 Continuous tone	3 ~ 24	-20~+80	8.0

※ at 9VDC 10cm.