
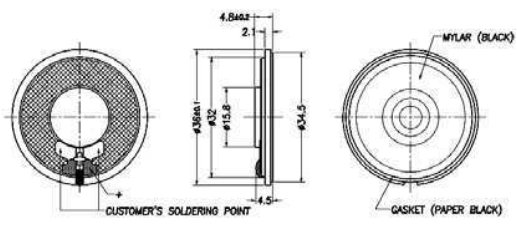
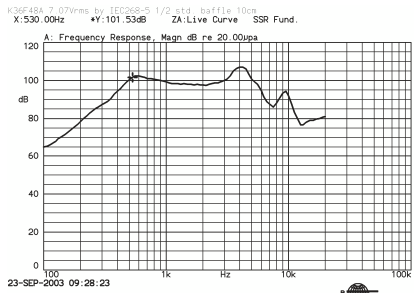

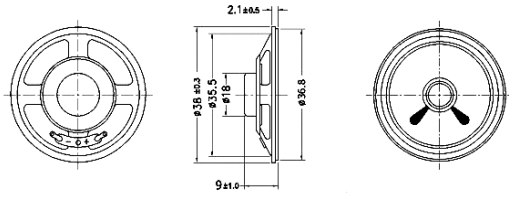
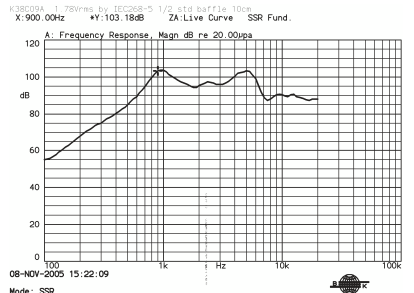

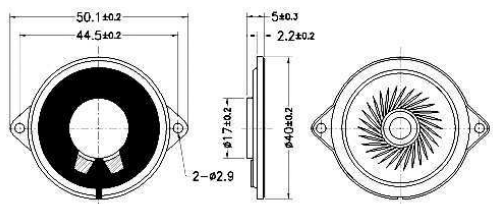
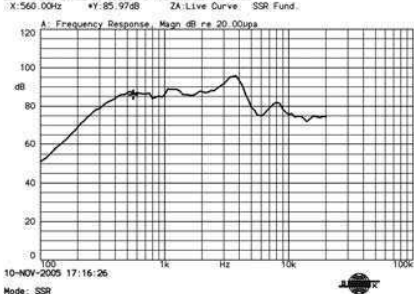


| Part No. | K36F48A | K38C09A | K40A50C |
|---------------------------|----------------|----------------|----------------|
| Nominal Impedance | 100 Ω ± 15% | 16 Ω ± 15% | 4 Ω ± 15% |
| Resonant frequency(Fo) | 540Hz±20% | 900Hz±20% | 580Hz±20% |
| Effective Freq. Range | Fo~20KHz | Fo~20KHz | 300~5.5KHz |
| Sound Pressure Level(dB) | 98±3dB / 10cm | 97±3dB / 10cm | 85±3dB / 50cm |
| Input Power (Nom. / Max.) | 0.8W / 1.0W | 0.2W / 0.8W | 2.5W / 3.0W |
| Distortion | 5%max. at 1KHz | 5%max. at 1KHz | 5%max. at 1KHz |
| Operating Temp range | -20°C ~+60°C | -20°C ~+60°C | -25°C ~+60°C |

| | | |
|---|---|---|
| <p>K36F48A</p>  |  |  |
| <p>K38C09A</p>  |  |  |
| <p>K40A50C</p>  |  |  |

